




## NA054H4226 Product Specification

Customer		
Product Name	Factory Part No.	Customer Part No.
NPM	NA054H4226	
Main Function	Details	
Monitor	Total load current	
	Input Voltage	
	Total energy consumption (kWh)	
	Power Factor	
	Total power(kW)	
	Temperature and Humidity state (4 T/H sensor ports)	
	Door open or not (2 door sensor ports)	
	Smoke occurs (1 smoke sensor port)	
	Water logging occurs (1 water sensor port)	
Control and configure	Set the threshold of total load current	
	Clear the total energy consumption(kWh)	
	Set the threshold of temperature and humidity	
	Set the work mode (master or slave)	
	Support external WIFI	
Alarm	User defined alarm	Set the threshold of total load current
		Set the threshold of temperature and humidity
	System default alarm	When overload occurs
		When the threshold of temperature and humidity is exceeded
		When Door opening
		When Smoke occurs
		When water logging occurs
	Alarm method	LCD displays the alarm and buzzer sounds
		Web interface show the value exceeded in red
		Send E-mail to administrator automatically
		SNMP sends trap alarm information

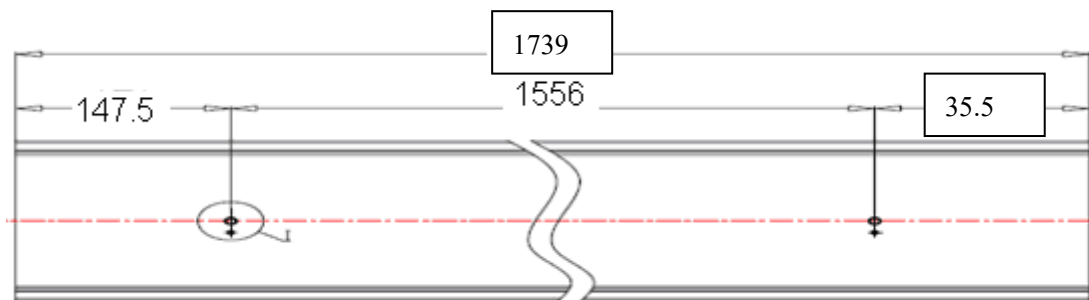
		Logical port outputs level signal				
		SYSLOGS				
Log record	Record and save the operating and alert information, graphic record of electric parameters and environment which can be exported.					
Daisy chain	Support Daisy-chain					
Central management	Support central management of N units via CLEVER Manager software					
User management	Different user permission configuration					
	Outlet Alarm permission configuration					
	Set the permission to clear the energy consumption(kWh)					
Accessing method	Web based, support multiple browsers like IE, Google, Firefox etc.					
	SNMP (V1/V2C/V3)					
	Telnet					
	Serial Access					
	RADIUS					
Input/output						
Input	Rated input voltage	250V~ 50/60 Hz				
	Input terminal type	IEC60309 2P+N 32A plug				
	Cable specification	3×6.0mm <sup>2</sup> ;				
	Cable length	3M				
	The max input current	32A				
Output	Socket	IEC320 C13	Rated current	10A	Outlet quantity	36
	Socket	IEC320 C19	Rated current	16A	Outlet	6
	Rated output voltage	250VAC				
Dimension	Product size	L×W×H = 1743×66.6×44.4mm				
Optional fittings						
Temperature/humidity sensor		Door sensor	Smoke sensor		Water sensor	
						
PDU drawing on next page						

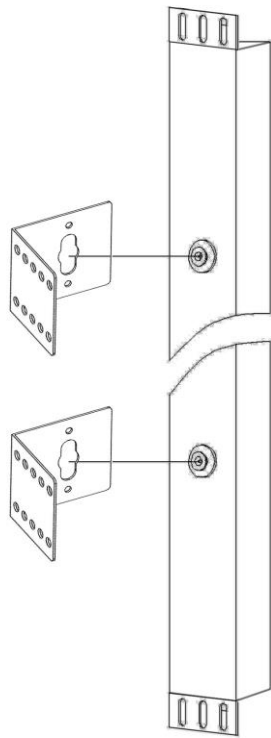
PDU overview



2x16A 1P circuit breaker to control 2 groups, each group 18xC13, 3xC19

Toll-less mounting





IEC60309 32A 2P+N plug

Design:	Customer confirm:	Check:	Authorized:
---------	-------------------	--------	-------------