


**NA054H4253 Product Specification**

Customer		Outline	
Product Name		Factory Part No.	Customer Part No.
NPM		NA054H4253	
Main Function		Details	
Monitor		Total load current per phase	
		Input Voltage	
		Total energy consumption (kWh) per phase	
		Power Factor	
		Total power(kW) per phase	
		Temperature and Humidity state (Max. 2 T/H sensors on standard version)	
Control and configure		Set the threshold of total load current per phase	
		Clear the total energy consumption(kWh)	
		Set the threshold of temperature and humidity	
		Set the work mode (master or slave)	
		Support external WIFI	
Alarm	User defined alarm	Set the threshold of total load current per phase	
		Set the threshold of temperature and humidity	
	System default alarm	When overload occurs	
	Alarm method	LCD displays the alarm and buzzer sounds	
		Web interface show the value exceeded in red	
		Send E-mail to administrator automatically	
		SNMP sends trap alarm information	
		Logical port outputs level signal	
	SYSLOGS		
Log record		Record and save the operating and alert information, graphic record of electric parameters and environment which can be exported.	
Daisy chain		Support Daisy-chain	
Central management		Support central management of N units via CLEVER Manager software	
User management		Different user permission configuration	
		Outlet Alarm permission configuration	
		Set the permission to clear the energy consumption(kWh)	
		Web based, support multiple browsers like IE, Google, Firefox etc.	



Accessing method	SNMP (V1/V2C/V3)					
	Telnet					
	Serial Access					
	RADIUS					
Input/output						
Input	Rated input voltage	380V~ 50/60 Hz				
	Input terminal type	IEC60309 3P+N+E 32A plug				
	Cable specification	5×6.0mm ² ;				
	Cable length	3M				
	The max input current	3×32 A				
Output	Socket	IEC320 C13	Rated current	10A	Outlet quantity	30
	Socket	IEC320 C19	Rated current	16A	Outlet	12
	Rated output voltage	250VAC				
Dimension	Product size	L×W×H = 1841×66.6×44.4mm				
Optional fittings						
Temperature/humidity sensor		Door sensor	Smoke sensor		Water sensor	
		Customized solution, must ask before production.				
PDU drawing on next page						

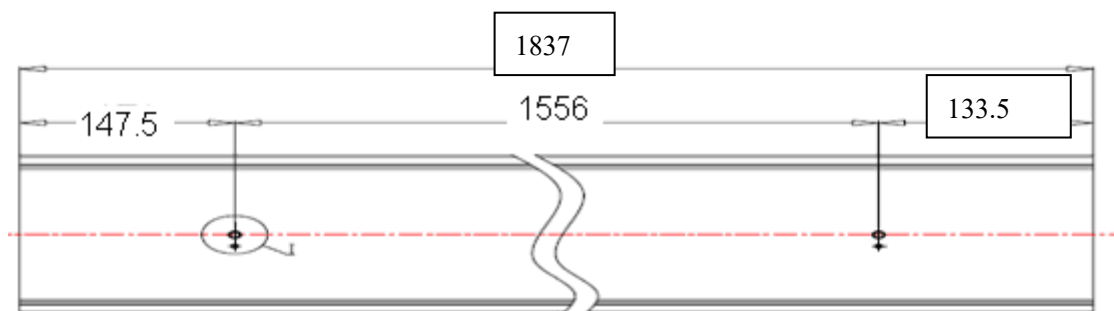
PDU overview

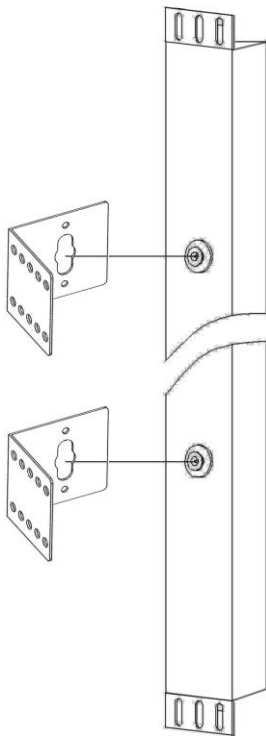


3x32A 1P circuit breaker to control each phase

Each phase has 10xC13, 4xC19

Toll-less mounting





IEC60309 32A 3P+N+E plug

Design:	Customer confirm:	Check:	Authorized:
---------	-------------------	--------	-------------